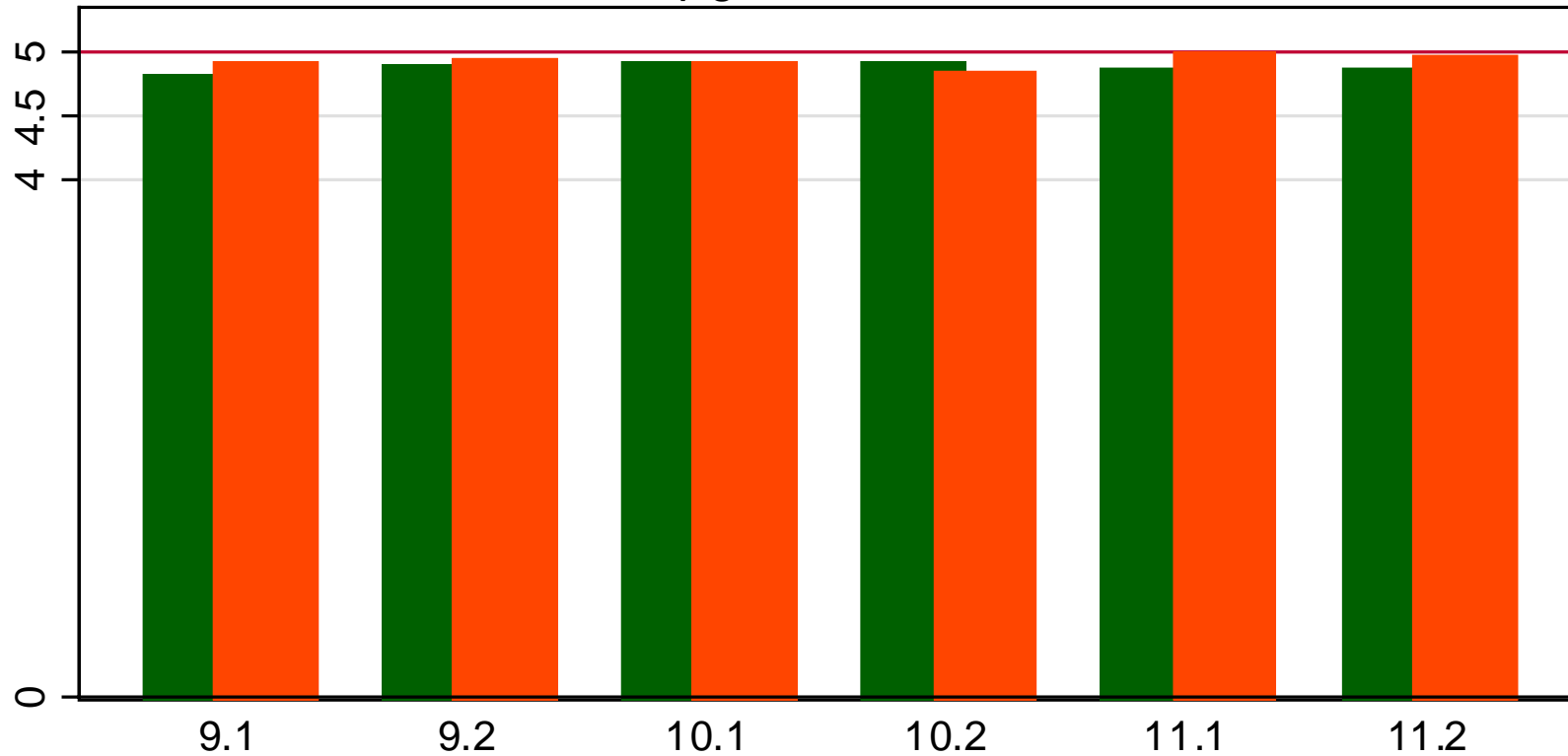


Reporte final de calidad espirométrica  
Platino caracas  
12/1/2005

# qcgrade by two weeks, month and half

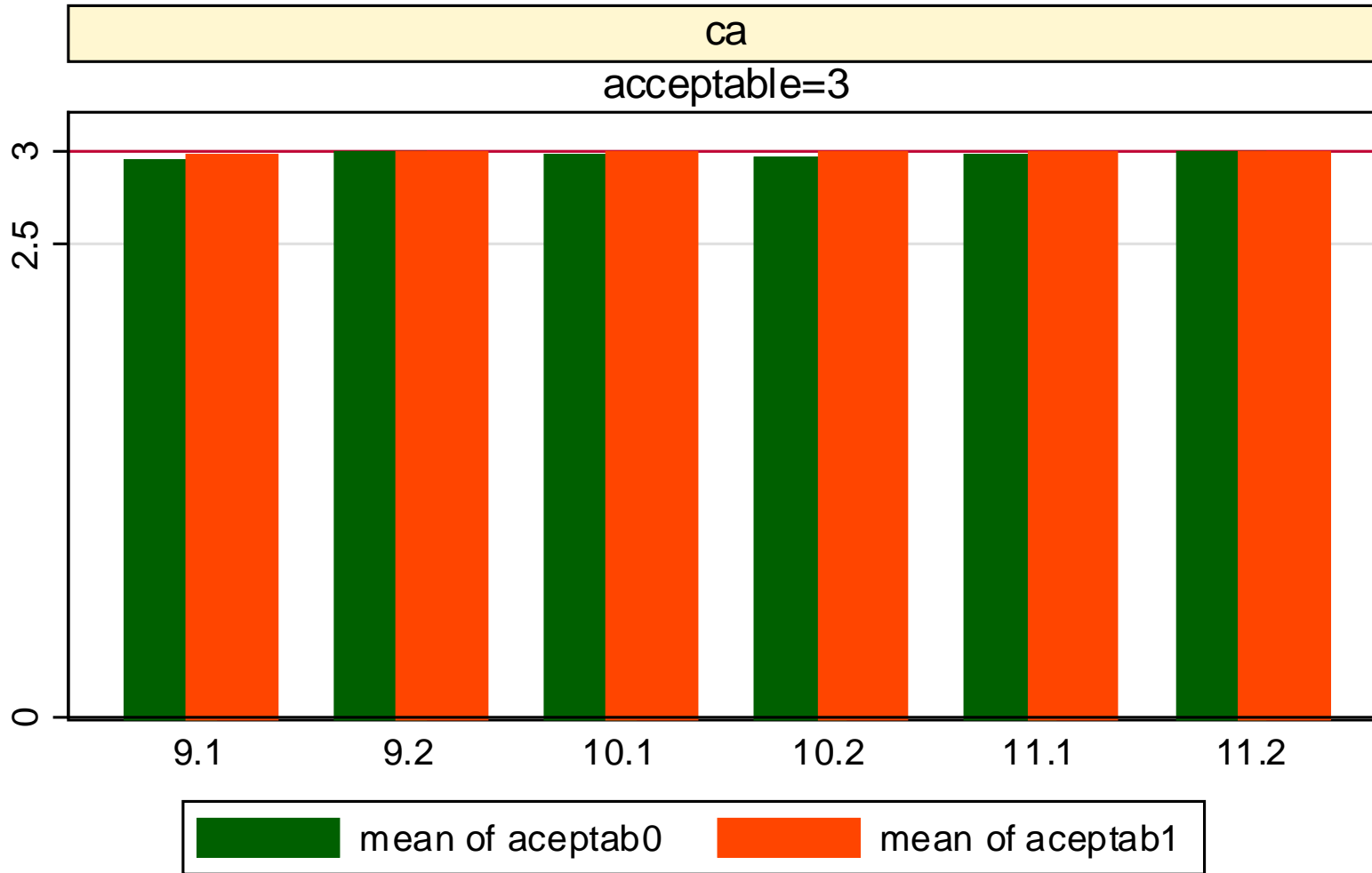
ca

qcgrade ideal=5



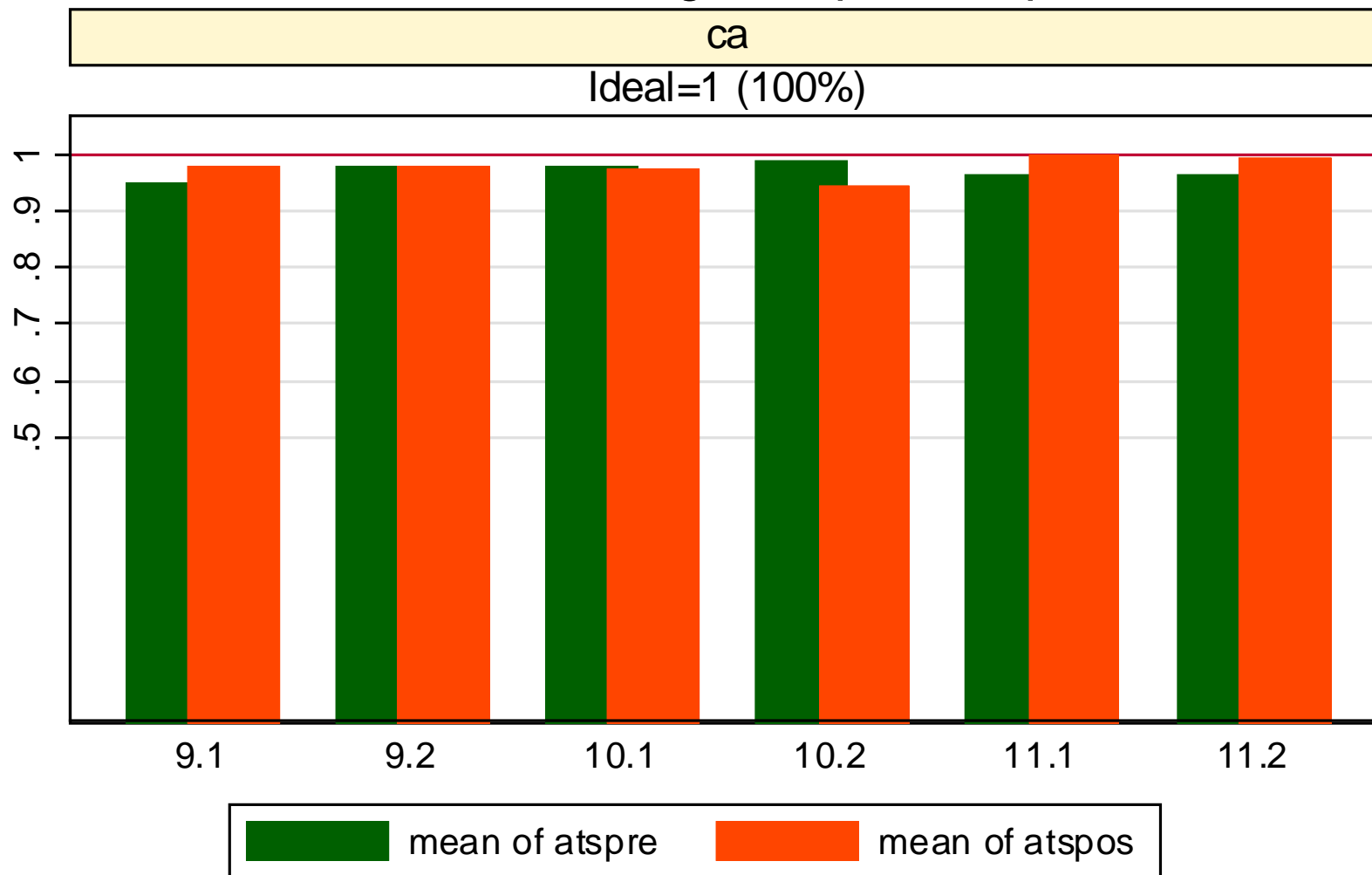
Graphs by sitio

# qcgrade by two weeks, month and half



Graphs by sitio

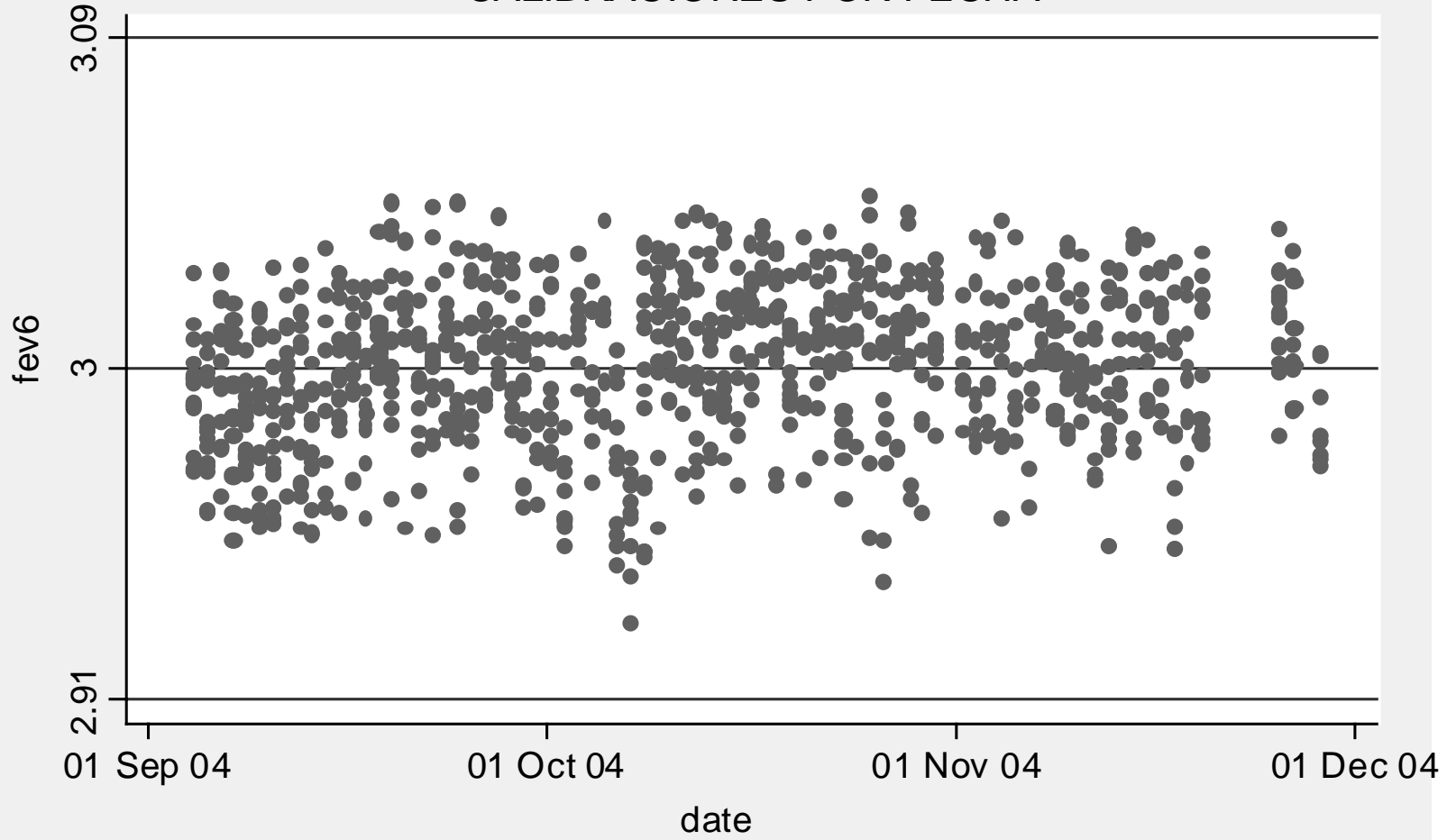
# Fraction fulfilling ATS pre and post



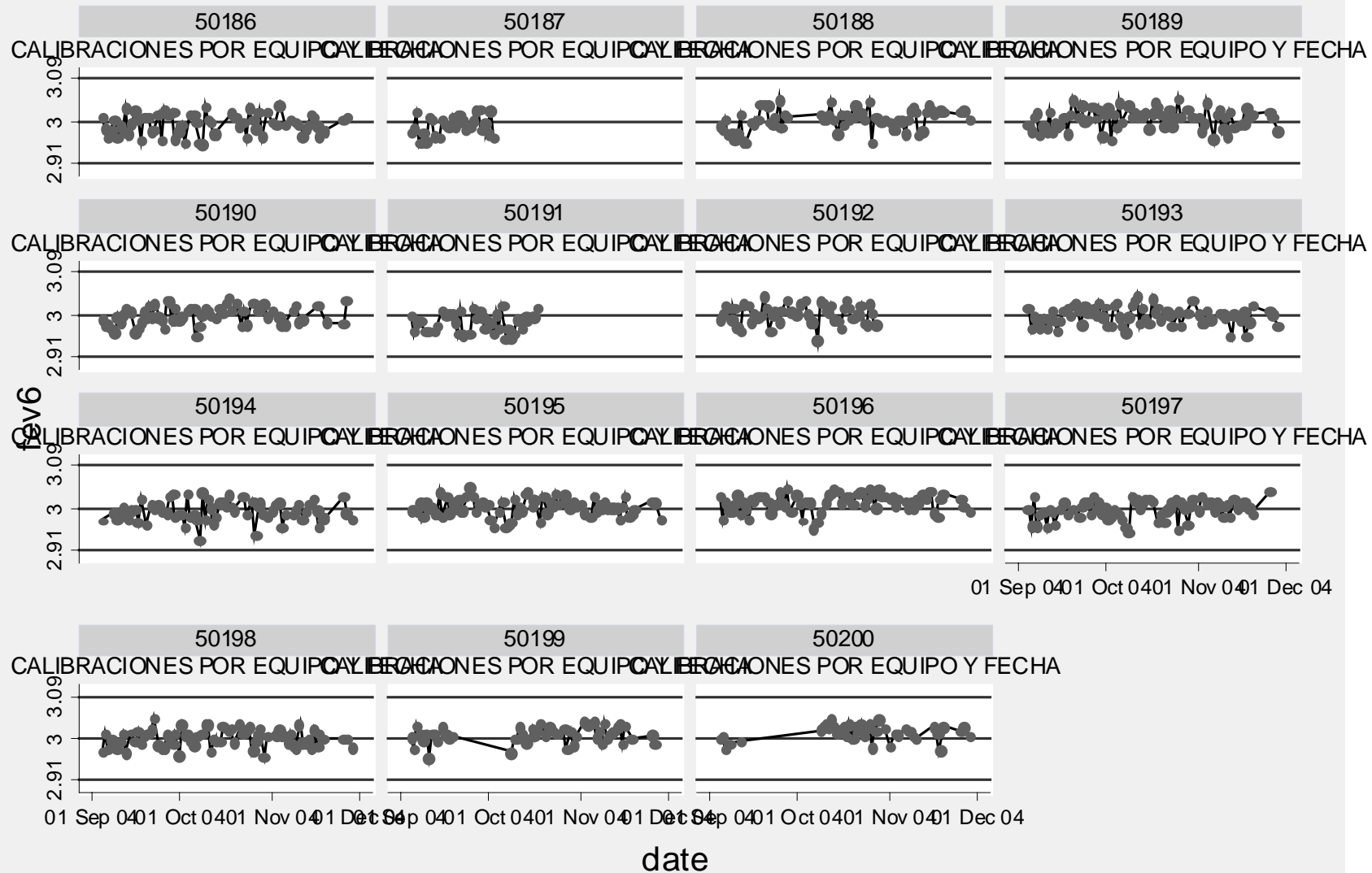
Graphs by sitio

ca

# CALIBRACIONES POR FECHA



Graphs by sitio



Graphs by semr

tecnico	Freq.	(qcgrade0)	(qcgrade1)	(qcgrade)
2	108	4.9	4.9	4.9
4	91	5.0	5.0	5.0
5	126	4.9	5.0	4.9
6	64	4.8	4.9	4.8
8	96	4.9	4.9	4.9
9	151	4.9	4.9	4.9
10	127	4.9	5.0	4.9
11	99	4.9	4.8	4.9
13	122	4.8	4.9	4.8
15	142	4.8	5.0	4.9
16	167	4.9	5.0	4.9
Total	1,293	4.9	4.9	4.9

tecnico	Freq.	(zqgrade0)	(zqgrade1)	(zqgrade)
2	108	0.2	-0.0	0.1
4	91	0.2	0.1	0.2
5	126	0.1	0.1	0.1
6	64	-0.1	-0.1	-0.1
8	96	0.0	0.0	0.1
9	151	0.0	-0.1	-0.0
10	127	-0.0	0.1	0.1
11	99	0.1	-0.3	-0.0
13	122	-0.1	0.0	-0.0
15	142	-0.1	0.1	0.0
16	167	0.1	0.1	0.1
Total	1,293	0.0	0.0	0.1

## DESVIACIONES ESTANDAR FUERA DEL PROMEDIO

Por tecnico

Muy parejos

Esperamos que ninguno este por  
debajo de -0.3



	Freq.	Percent	Cum.
no	846	65.38	65.38
0.000	291	22.49	87.87
1.000	77	5.95	93.82
2.000	68	5.26	99.07
3.000	10	0.77	99.85
4.000	2	0.15	100.00
Total	1,294	100.00	

Clasificacion GOLD

## Quality grades

Variable		Obs	%
-----+-----			
ATS PRE		1294	97.14065
ATS POS		1277	97.57244
GRADE A PRE		1294	94.35858
GRADE A POS		1277	96.00626